

**NOBLE COLLEGE OF EDUCATION**

**MANAGED BY:**

BLUE MOON SCIENTIFIC & TECHNICAL EDUCATION SOCIETY, VILL. SEOG, P.O. PANDOH, DISTT. MANDI (H.P.)

**CONSOLIDATED BALANCE SHEET AS ON 31ST MARCH, 2024.**

LIABILITIES	NOBLE COLLEGE OF EDUCATION [ B.Ed ] AMOUNTS (RS)	NOBLE INTERNATIONAL SCHOOL AMOUNTS (RS)	TOTAL AMOUNTS (RS)
<b>CAPITAL FUND</b>	788000.00	0.00	788000.00
<b>OTHER FUND</b> (As Per Schedule-I)	2548470.00	0.00	2548470.00
<b>Reserves &amp; Surplus</b>	14072623.41	1298670.47	15371293.88
<b>Secured Loans</b>	4177758.00	0.00	4177758.00
<b>CURRENT LIABILITIES</b>			
<b>Sundry Creditors</b>	202693.00	124710.00	327403.00
<b>Expenses Payable</b>	431045.00	223038.00	654083.00
<b>Branch/Division</b> -Noble International School	1213151.00	0.00	1213151.00
<b>TOTAL:-</b>	<b>23433740.41</b>	<b>1646418.47</b>	<b>25080158.88</b>
<b>FIXED ASSETS</b> (As Per Schedule-II)	16509454.40	294101.76	16803556.16
<b>CURRENT ASSETS</b>			
<b>Advance With Revenue Authorities</b>	192005.00	0.00	192005.00
<b>Fees Receivable</b>	607060.00	9798.00	616858.00
<b>Security Deposits</b>	2430.00	0.00	2430.00
<b>Other Assets (FDR's)</b>	5697480.00	0.00	5697480.00
<b>Cash &amp; Bank Balances</b>			
-Cash In Hand	105426.35	16718.00	122144.35
-Cash At Bank	319884.66	112649.71	432534.37
<b>Branch/Division</b> -Noble College Of Education [B.Ed]	0.00	1213151.00	1213151.00
<b>TOTAL:-</b>	<b>23433740.41</b>	<b>1646418.47</b>	<b>25080158.88</b>

PLACE:- MANDI

DATED:- 25TH SEPTEMBER, 2024.

UDIN:24087535BKDAOE5669

**AUDITORS REPORT:-**

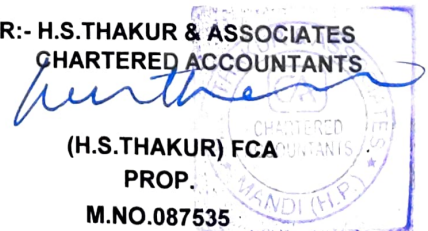
In terms of our audit report of even date annexed.

FOR:- H.S.THAKUR & ASSOCIATES  
CHARTERED ACCOUNTANTS

(H.S.THAKUR) FCA  
PROP.

M.NO.087535  
FRN.008697N

*(Handwritten signature)*



H.S. THAKUR & ASSOCIATES  
CHARTERED ACCOUNTANTS  
PHONE NO: 235191, 237000

H.NO. 269/13, SAULI KHAD  
PADDAL MOHALLA, MANDI  
DISTT. MANDI (H.P.)

**NOBLE COLLEGE OF EDUCATION**

**MANAGED BY:**

BLUE MOON SCIENTIFIC & TECHNICAL EDUCATION SOCIETY, VILL. SEOG, P.O. PANDOH, DISTT. MANDI (H.P.)

**CONSOLIDATED INCOME & EXPENDITURE ACCOUNT FOR THE YEAR ENDED ON 31ST MARCH, 2024.**

PARTICULARS	NOBLE COLLEGE OF EDUCATION [ B.Ed ] AMOUNTS (RS)	NOBLE INTERNATIONAL SCHOOL AMOUNTS (RS)	TOTAL AMOUNTS (RS)
<b>INCOME</b>			
By Fees Receipts	9900000.00	3510707.00	13410707.00
By Other Income	164115.00	1334908.00	1499023.00
By Interest Income	349428.00	0.00	349428.00
<b>TOTAL:-</b>	<b>10413543.00</b>	<b>4845615.00</b>	<b>15259158.00</b>
<b>EXPENDITURE</b>			
To Advertisement Expenses	500.00	0.00	500.00
To Audit Fees	10000.00	0.00	10000.00
To Depreciation	2440812.55	45699.08	2486511.63
To Repair & Maint. (Building)	276645.00	0.00	276645.00
To Telephone/Mobile Expenses	1178.00	13645.00	14823.00
To Travelling Expenses	0.00	7860.00	7860.00
To Interest On Vehicle (H.G.B.)	466214.00	0.00	466214.00
To Vehicle Expenses	81140.00	840380.00	921520.00
To Repair & Maint. (Road & Building)	0.00	174845.00	174845.00
To Rates, Fees & Taxes	60595.00	85864.00	146459.00
To Salary to Staff	4680659.00	3147662.36	7828321.36
To Power & Fuel Expenses	0.00	23170.00	23170.00
To Other Expenses	944943.60	174281.00	1119224.60
<b>TOTAL:-</b>	<b>8962687.15</b>	<b>4513406.44</b>	<b>13476093.59</b>
To Excess of Expenditure Over Income [A-B]	<b>1450855.85</b>	<b>332208.56</b>	<b>1783064.41</b>
<b>TOTAL:-</b>	<b>10413543.00</b>	<b>4845615.00</b>	<b>15259158.00</b>

PLACE:- MANDI

DATED:- 25TH SEPTEMBER, 2024.

UDIN:24087535BKDAOE5669

**AUDITORS REPORT:-**

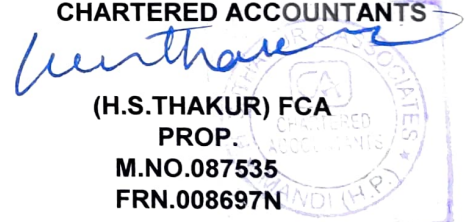
In terms of our audit report of  
even date annexed.

FOR:- H.S.THAKUR & ASSOCIATES  
CHARTERED ACCOUNTANTS

(H.S.THAKUR) FCA  
PROP.

M.NO.087535  
FRN.008697N

*Mandir*



CONSOLIDATED SCHEDULE - II OF FIXED ASSETS AS ON 31ST MARCH, 2024.

PARTICULARS	RATE %	OPENING BALANCES	ADDITION >180 Days	ADDITION <180 Days	SALE	TOTAL	Amount Qualify for full Dep	Amount Qualify for half Dep	Depreciation on full Qualify amount	Depreciation on half Qualify amount	Total Depreciation	Closing Balance
<b>NOBLE COLLEGE OF EDUCATION [B.Ed]</b>												
Building Account	10%	8122336.69	442980.00	0.00	0.00	8565316.69	8565316.69	0.00	856531.67	0.00	856531.67	7708785.02
<b>TOTAL:- A</b>		<b>8122336.69</b>	<b>442980.00</b>	<b>0.00</b>	<b>0.00</b>	<b>8565316.69</b>	<b>8565316.69</b>	<b>0.00</b>	<b>856531.67</b>	<b>0.00</b>	<b>856531.67</b>	<b>7708785.02</b>
Furniture & Fixture	10%	489073.21	0.00	0.00	0.00	489073.21	489073.21	0.00	48907.32	0.00	48907.32	440165.89
<b>TOTAL:- B</b>		<b>489073.21</b>	<b>0.00</b>	<b>0.00</b>	<b>0.00</b>	<b>489073.21</b>	<b>489073.21</b>	<b>0.00</b>	<b>48907.32</b>	<b>0.00</b>	<b>48907.32</b>	<b>440165.89</b>
Computer	40%	30.32	0.00	0.00	0.00	30.32	30.32	0.00	12.13	0.00	12.13	18.19
Printer	40%	668.86	0.00	0.00	0.00	668.86	668.86	0.00	267.54	0.00	267.54	401.32
<b>TOTAL:- C</b>		<b>699.18</b>	<b>0.00</b>	<b>0.00</b>	<b>0.00</b>	<b>699.18</b>	<b>699.18</b>	<b>0.00</b>	<b>279.67</b>	<b>0.00</b>	<b>279.67</b>	<b>419.51</b>
Borewell	15%	24786.76	0.00	0.00	0.00	24786.76	24786.76	0.00	3718.01	0.00	3718.01	21068.75
Concrete Mixture	15%	4270.26	0.00	0.00	0.00	4270.26	4270.26	0.00	640.54	0.00	640.54	3629.72
LED Projector	15%	12068.78	0.00	0.00	0.00	12068.78	12068.78	0.00	1810.32	0.00	1810.32	10258.46
Laboratory Equipment	15%	12469.66	0.00	0.00	0.00	12469.66	12469.66	0.00	1870.45	0.00	1870.45	10599.21
Library Books	15%	25192.48	0.00	20600.00	0.00	45792.48	25192.48	20600.00	3778.87	1545.00	5323.87	40468.61
Music System	15%	7492.36	0.00	0.00	0.00	7492.36	7492.36	0.00	1123.85	0.00	1123.85	6368.51
Television	15%	476.54	0.00	0.00	0.00	476.54	476.54	0.00	71.48	0.00	71.48	405.06
VCR	15%	233.89	0.00	0.00	0.00	233.89	233.89	0.00	35.08	0.00	35.08	198.81
Fortuner (HP33C-4444)	15%	470087.15	0.00	0.00	0.00	470087.15	470087.15	0.00	70513.07	0.00	70513.07	399574.08
Fortuner (HP33E-4040)	15%	470087.15	0.00	0.00	0.00	470087.15	470087.15	0.00	70513.07	0.00	70513.07	399574.08
Digital Projector	15%	14011.23	0.00	0.00	0.00	14011.23	14011.23	0.00	2101.68	0.00	2101.68	11909.55
Food Warmer	15%	8556.79	0.00	0.00	0.00	8556.79	8556.79	0.00	1283.52	0.00	1283.52	7273.27
Toys & Games	15%	81977.66	0.00	0.00	0.00	81977.66	81977.66	0.00	12296.65	0.00	12296.65	69681.01
R.O. Plant	15%	28210.79	0.00	0.00	0.00	28210.79	28210.79	0.00	4231.62	0.00	4231.62	23979.17
Fire Equipments	15%	17612.81	0.00	0.00	0.00	17612.81	17612.81	0.00	2641.92	0.00	2641.92	14970.89
Tata Spacio	15%	92346.17	0.00	0.00	0.00	92346.17	92346.17	0.00	13851.93	0.00	13851.93	78494.24
Fortuner (HP33AB-4444) -1	15%	4122000.00	0.00	0.00	0.00	4122000.00	4122000.00	0.00	618300.00	0.00	618300.00	3503700.00
Fortuner (HP33AA-4044) -2	15%	4122000.00	0.00	0.00	0.00	4122000.00	4122000.00	0.00	618300.00	0.00	618300.00	3503700.00
Welding Machine	15%	0.00	11616.00	0.00	0.00	11616.00	11616.00	0.00	1742.40	0.00	1742.40	9873.60
<b>TOTAL:- D</b>		<b>9513880.48</b>	<b>11616.00</b>	<b>20600.00</b>	<b>0.00</b>	<b>9546096.48</b>	<b>9525496.48</b>	<b>20600.00</b>	<b>1428824.47</b>	<b>1545.00</b>	<b>1430369.47</b>	<b>8115727.01</b>
Bus Account	30%	117649.00	0.00	0.00	0.00	117649.00	117649.00	0.00	35294.70	0.00	35294.70	82354.30
Bus Account (5280)	30%	138573.72	0.00	0.00	0.00	138573.72	138573.72	0.00	41572.12	0.00	41572.12	97001.60
Bus Account	30%	92858.67	0.00	0.00	0.00	92858.67	92858.67	0.00	27857.60	0.00	27857.60	65001.07
<b>TOTAL:- E</b>		<b>349081.39</b>	<b>0.00</b>	<b>0.00</b>	<b>0.00</b>	<b>349081.39</b>	<b>349081.39</b>	<b>0.00</b>	<b>104724.42</b>	<b>0.00</b>	<b>104724.42</b>	<b>244356.97</b>
<b>GROSS TOTAL:- (A+B+C+D+E) - I</b>		<b>18475070.95</b>	<b>454596.00</b>	<b>20600.00</b>	<b>0.00</b>	<b>18950266.95</b>	<b>18929666.95</b>	<b>20600.00</b>	<b>2439267.55</b>	<b>1545.00</b>	<b>2440812.55</b>	<b>16509454.40</b>
<b>NOBLE INTERNATIONAL SCHOOL</b>												
Building Account	10%	172775.48	0.00	0.00	0.00	172775.48	172775.48	0.00	17277.55	0.00	17277.55	155497.93
<b>TOTAL:- A</b>		<b>172775.48</b>	<b>0.00</b>	<b>0.00</b>	<b>0.00</b>	<b>172775.48</b>	<b>172775.48</b>	<b>0.00</b>	<b>17277.55</b>	<b>0.00</b>	<b>17277.55</b>	<b>155497.93</b>
Furniture & Fixture	10%	48304.28	0.00	0.00	0.00	48304.28	48304.28	0.00	4830.43	0.00	4830.43	43473.85
<b>TOTAL:- B</b>		<b>48304.28</b>	<b>0.00</b>	<b>0.00</b>	<b>0.00</b>	<b>48304.28</b>	<b>48304.28</b>	<b>0.00</b>	<b>4830.43</b>	<b>0.00</b>	<b>4830.43</b>	<b>43473.85</b>
Library Books	15%	61183.65	0.00	0.00	0.00	61183.65	61183.65	0.00	9177.55	0.00	9177.55	52006.10
Fire Extinguisher	15%	19245.73	0.00	0.00	0.00	19245.73	19245.73	0.00	2886.86	0.00	2886.86	16358.87
<b>TOTAL:- C</b>		<b>80429.38</b>	<b>0.00</b>	<b>0.00</b>	<b>0.00</b>	<b>80429.38</b>	<b>80429.38</b>	<b>0.00</b>	<b>12064.41</b>	<b>0.00</b>	<b>12064.41</b>	<b>68368.97</b>
Printer	40%	391.91	0.00	0.00	0.00	391.91	391.91	0.00	156.76	0.00	156.76	235.15
<b>TOTAL:- D</b>		<b>391.91</b>	<b>0.00</b>	<b>0.00</b>	<b>0.00</b>	<b>391.91</b>	<b>391.91</b>	<b>0.00</b>	<b>156.76</b>	<b>0.00</b>	<b>156.76</b>	<b>235.15</b>
Wingar 1st	30%	16470.86	0.00	0.00	0.00	16470.86	16470.86	0.00	4941.26	0.00	4941.26	11529.60
Wingar	30%	21428.93	0.00	0.00	0.00	21428.93	21428.93	0.00	6428.68	0.00	6428.68	15000.25
<b>TOTAL:- E</b>		<b>37899.79</b>	<b>0.00</b>	<b>0.00</b>	<b>0.00</b>	<b>37899.79</b>	<b>37899.79</b>	<b>0.00</b>	<b>11369.94</b>	<b>0.00</b>	<b>11369.94</b>	<b>26529.85</b>
<b>GROSS TOTAL:- (A+B+C+D+E) - II</b>		<b>339800.84</b>	<b>0.00</b>	<b>0.00</b>	<b>0.00</b>	<b>339800.84</b>	<b>339800.84</b>	<b>0.00</b>	<b>45699.08</b>	<b>0.00</b>	<b>45699.08</b>	<b>294101.76</b>
<b>GRAND TOTAL:- (I+II)</b>		<b>18814871.79</b>	<b>454596.00</b>	<b>20600.00</b>	<b>0.00</b>	<b>19290067.79</b>	<b>19269467.79</b>	<b>20600.00</b>	<b>2484966.64</b>	<b>1545.00</b>	<b>2488511.64</b>	<b>16803556.16</b>

H.S. THAKUR & ASSOCIATES  
 CHARTERED ACCOUNTANTS  
 PHONE NO: 235191, 237000

H.NO. 269/13, SAULI KHAD  
 PADDAL MOHALLA, MANDI  
 DISTT. MANDI (H.P.)

**NOBLE INTERNATIONAL SCHOOL  
 MANAGED BY:**

BLUE MOON SCIENTIFIC & TECHNICAL EDUCATION SOCIETY, VILL. SEOG, P.O. PANDOH, DISTT. MANDI (H.P.)

**BALANCE SHEET AS ON 31ST MARCH, 2024.**

PARTICULARS	AMOUNTS (RS.)	PARTICULARS	AMOUNTS (RS.)
<b>CAPITAL FUND</b>		<b>FIXED ASSETS</b>	
Member Contribution		(As Per Schedule-I)	294101.76
Opening Balance	0.00		
Add: Addition During The Year	0.00	<b>CURRENT ASSETS</b>	
		<b>Fees Receivable</b>	
		(As Per List-C)	9798.00
<b>INCOME &amp; EXPENDITURE ACCOUNT</b>		<b>Cash &amp; Bank Balances</b>	
Opening Balance	966461.91	(As Per List-D)	129367.71
Add:- Excess Of Income Over Expenditure	332208.56		
	1298670.47	<b>Branch/Division</b>	
		-Noble College Of Education (B.Ed)	1213151.00
<b>CURRENT LIABILITIES</b>			
<b>Sundry Creditors</b>			
(As Per List-A)	124710.00		
<b>Expenses Payable</b>			
(As Per List-B)	223038.00		
<b>TOTAL:-</b>	<b>1646418.47</b>	<b>TOTAL:-</b>	<b>1646418.47</b>

PLACE:- MANDI

DATED:- 25TH SEPTEMBER, 2024.

**AUDITORS REPORT:-**  
 In terms of our audit report of  
 even date annexed.

0.00

FOR:- H.S. THAKUR & ASSOCIATES  
 CHARTERED ACCOUNTANTS

(H.S. THAKUR) FCA  
 PROP.

M.NO.087535  
 FRN.008697N



*Mandiy*

H.S. THAKUR & ASSOCIATES  
 CHARTERED ACCOUNTANTS  
 PHONE NO: 235191, 237000

H.NO. 269/13, SAULI KHAD  
 PADDAL MOHALLA, MANDI  
 DISTT. MANDI (H.P.)

**NOBLE INTERNATIONAL SCHOOL  
 MANAGED BY:**

**BLUE MOON SCIENTIFIC & TECHNICAL EDUCATION SOCIETY, VILL. SEOG, P.O. PANDOH, DISTT. MANDI (H.P.)**

**INCOME & EXPENDITURE ACCOUNT FOR THE YEAR ENDED ON 31ST MARCH, 2024.**

EXPENDITURE	AMOUNTS (RS.)	INCOME	AMOUNTS (RS.)
To Depreciation	45699.08	<b>By Fees Receipts</b>	
To Telephone/Mobile Expenses	13645.00	-Admission Fees	896848.00
To Travelling Expenses	7860.00	-Tuition Fees	2560159.00
To Repair & Maint. (Road & Building)	174845.00	-Registration Fees	53700.00
<b>To Salary</b>			<b>3510707.00</b>
-Salary to Teaching & Non Teaching Staff	3147662.36	<b>By Other Income</b>	
<b>To Power &amp; Fuel Expenses</b>		-Transportation Income	1311948.00
-Electricity Expenses	23170.00	-Uniform Income	22960.00
<b>To Rates, Fees &amp; Taxes</b>			<b>1334908.00</b>
-Token Tax & Passanger Tax (Vehicle)	85864.00		
<b>To Vehicle Expenses</b>			
-Repair & Maint. (Vehicle)	50605.00		
-Vehicle Washing & Greasing Exp.	10250.00		
-Fuel Charges	779525.00		
	<b>840380.00</b>		
<b>To Other Expenses</b>			
-Affiliation Fees (School)	11974.00		
-Bank Charges	781.00		
-Computer & Printer Maint. Exp.	270.00		
-Labour Charges (Printer)	5250.00		
-Printer Repair & Cartridge Charges	4820.00		
-Lab Instrumental Charges	8000.00		
-Medical Expenses	200.00		
-Office Expenses	11267.00		
-Postage Expenses	1167.00		
-Printing & Stationery Expenses	45667.00		
-Pollution Certificate	210.00		
-Refrestment Expenses	3677.00		
-Transporation Charges (Taxi)	80008.00		
-Water Testing Charges	990.00		
	<b>174281.00</b>		
<b>To Excess Of Income Over Expenditure</b>	<b>332208.56</b>		
<b>TOTAL:-</b>	<b>4513406.44</b>	<b>TOTAL:-</b>	<b>4845615.00</b>

PLACE:- MANDI

DATED:- 25TH SEPTEMBER, 2024.

**AUDITORS REPORT:-**

In terms of our audit report of even date annexed.

FOR:- H.S.THAKUR & ASSOCIATES  
 CHARTERED ACCOUNTANTS

*(Handwritten Signature)*

(H.S.THAKUR) FCA  
 PROP.  
 M.NO.087535  
 FRN.008697N



*(Handwritten Signature)*

**NOBLE INTERNATIONAL SCHOOL**

**MANAGED BY:**

**BLUE MOON SCIENTIFIC & TECHNICAL EDUCATION SOCIETY, VILL. SEOG, P.O.  
PANDOH, DISTT. MANDI (H.P.)**


<b>LIST-A OF SUNDRY CREDITORS AS ON 31ST MARCH, 2024.</b>	
<b>PARTICULARS</b>	<b>AMOUNTS (RS.)</b>
Maa Vaishno HP Centre Pandoh	116546.00
Narayan Art Printers Mandi	8164.00
<b>TOTAL:-</b>	<b>124710.00</b>

<b>LIST-B OF EXPENSES PAYABLE AS ON 31ST MARCH, 2024.</b>	
<b>PARTICULARS</b>	<b>AMOUNTS (RS.)</b>
Salary Payable (Staff)	223038.00
<b>TOTAL:-</b>	<b>223038.00</b>

<b>LIST-C OF FEES RECEIVABLE AS ON 31ST MARCH, 2024.</b>	
<b>PARTICULARS</b>	<b>AMOUNTS (RS.)</b>
Aman Chauhan 7Th Class	1775.00
Rudra 5Th Class	2050.00
Sawar 9Th Class	1150.00
Sawira 8Th Class	4823.00
<b>TOTAL:-</b>	<b>9798.00</b>

<b>LIST-D OF CASH &amp; BANK BALANCES AS ON 31ST MARCH, 2024.</b>	
<b>PARTICULARS</b>	<b>AMOUNTS (RS.)</b>
Cash in Hand	16718.00
<b>TOTAL:- A</b>	<b>16718.00</b>
S.B.I. C/A No.35710121757	112649.71
<b>TOTAL:- B</b>	<b>112649.71</b>
<b>GRAND TOTAL:- (A+B)</b>	<b>129367.71</b>

HI



**NOBLE INTERNATIONAL SCHOOL**

MANAGED BY:

**BLUE MOON SCIENTIFIC & TECHNICAL EDUCATION SOCIETY, VILL. SEOG, P.O. PANDOH, DISTT. MANDI (H.P.)**

**SCHEDULE - I OF FIXED ASSETS AS ON 31ST MARCH, 2024.**

PARTICULARS	RATE %	OPENING BALANCES	ADDITION >180 Days	ADDITION <180 Days	SALE	TOTAL	Amount Qualify for full Dep	Amount Qualify for half Dep	Depreciation on full Qualify amount	Depreciation on half Qualify amount	Total Depreciation	Closing Balance
Building Account	10%	172775.48	0.00	0.00	0.00	172775.48	172775.48	0.00	17277.55	0.00	17277.55	155497.93
Furniture & Fixture	10%	48304.28	0.00	0.00	0.00	48304.28	48304.28	0.00	4830.43	0.00	4830.43	43473.85
<b>TOTAL:- A</b>		<b>221079.76</b>	<b>0.00</b>	<b>0.00</b>	<b>0.00</b>	<b>221079.76</b>	<b>221079.76</b>	<b>0.00</b>	<b>22107.98</b>	<b>0.00</b>	<b>22107.98</b>	<b>198971.78</b>
Library Books	15%	61183.65	0.00	0.00	0.00	61183.65	61183.65	0.00	9177.55	0.00	9177.55	52006.10
Fire Extinguisher	15%	19245.73	0.00	0.00	0.00	19245.73	19245.73	0.00	2886.86	0.00	2886.86	16358.87
<b>TOTAL:- B</b>		<b>80429.38</b>	<b>0.00</b>	<b>0.00</b>	<b>0.00</b>	<b>80429.38</b>	<b>80429.38</b>	<b>0.00</b>	<b>12064.41</b>	<b>0.00</b>	<b>12064.41</b>	<b>68364.97</b>
Wingar 1st	30%	16470.86	0.00	0.00	0.00	16470.86	16470.86	0.00	4941.26	0.00	4941.26	11529.60
Wingar	30%	21428.93	0.00	0.00	0.00	21428.93	21428.93	0.00	6428.68	0.00	6428.68	15000.25
<b>TOTAL:- C</b>		<b>37899.79</b>	<b>0.00</b>	<b>0.00</b>	<b>0.00</b>	<b>37899.79</b>	<b>37899.79</b>	<b>0.00</b>	<b>11369.94</b>	<b>0.00</b>	<b>11369.94</b>	<b>26529.85</b>
Printer	40%	391.91	0.00	0.00	0.00	391.91	391.91	0.00	156.76	0.00	156.76	235.15
<b>TOTAL:- D</b>		<b>391.91</b>	<b>0.00</b>	<b>0.00</b>	<b>0.00</b>	<b>391.91</b>	<b>391.91</b>	<b>0.00</b>	<b>156.76</b>	<b>0.00</b>	<b>156.76</b>	<b>235.15</b>
<b>GRAND TOTAL:- (A+B+C+D)</b>		<b>339800.84</b>	<b>0.00</b>	<b>0.00</b>	<b>0.00</b>	<b>339800.84</b>	<b>339800.84</b>	<b>0.00</b>	<b>45699.08</b>	<b>0.00</b>	<b>45699.08</b>	<b>294101.76</b>



H.S. THAKUR & ASSOCIATES  
 CHARTERED ACCOUNTANTS  
 PHONE NO: 235191, 237000

H.NO. 269/13, SAULI KHAD  
 PADDAL MOHALLA, MANDI  
 DISTT. MANDI (H.P.)

**NOBLE COLLEGE OF EDUCATION  
 MANAGED BY:**

BLUE MOON SCIENTIFIC & TECHNICAL EDUCATION SOCIETY, VILL. SEOG, P.O. PANDOH, TEHSIL & DISTT. MANDI (H.P.)  
 [ B.Ed ]

**BALANCE SHEET AS ON 31ST MARCH, 2024.**

PARTICULARS	AMOUNTS (RS.)	PARTICULARS	AMOUNTS (RS.)
<b>CAPITAL FUND</b>		<b>FIXED ASSETS</b>	
Member Contribution		(As Per Schedule-II)	16509454.40
Opening Balance	788000.00		
Add: Addition During The Year	0.00	<b>CURRENT ASSETS</b>	
	788000.00	<b>Advance With Revenue Authorities</b>	
<b>OTHER FUND</b>		-ITDS (2020-21)	24088.00
(As Per Schedule-I)	2548470.00	-ITDS (2021-22)	4927.00
		-ITDS (2022-23)	40162.00
<b>RESERVE &amp; SURPLUS</b>		-ITDS (2023-24)	28761.00
Opening Balance	12621767.56	-ITDS (Sweep A/c - S.B.I.)	11887.00
Add:- Excess Of Income Over Expenditure	1450855.85	-TCS (Anand Toyota)	82180.00
	14072623.41		192005.00
<b>SECURED LOAN</b>		<b>Fees Receivable</b>	
-H.G.B. Loan A/c No.8711NG00015253	4177758.00	(As Per List-C)	607060.00
<b>CURRENT LIABILITIES</b>		<b>Security Deposits</b>	
<b>Sundry Creditors</b>		(As Per List-D)	2430.00
(As Per List-A)	202693.00	<b>Other Assets (FDR's)</b>	
<b>Expenses Payable</b>		(As Per List-E)	5697480.00
(As Per List-B)	431045.00	<b>Cash &amp; Bank Balances</b>	
<b>Branch/Division</b>		(As Per List-F)	425311.01
-Noble International School	1213151.00		
<b>TOTAL:-</b>	<b>23433740.41</b>	<b>TOTAL:-</b>	<b>23433740.41</b>

PLACE:- MANDI

DATED:- 25TH SEPTEMBER, 2024.

**AUDITORS REPORT:-**

In terms of our audit report of even date annexed.

0.00

FOR:- H.S.THAKUR & ASSOCIATES  
 CHARTERED ACCOUNTANTS

(H.S.THAKUR) FCA  
 PROP.  
 M.NO.087535  
 FRN.008697N

*Mandir*

H.S. THAKUR & ASSOCIATES  
 CHARTERED ACCOUNTANTS  
 PHONE NO: 235191, 237000

H.NO. 269/13, SAULI KHAD  
 PADDAL MOHALLA, MANDI  
 DISTT. MANDI (H.P.)

**NOBLE COLLEGE OF EDUCATION  
 MANAGED BY:**

**BLUE MOON SCIENTIFIC & TECHNICAL EDUCATION SOCIETY, VILL. SEOG, P.O. PANDOH, TEHSIL & DISTT. MANDI (H.P.)  
 [ B.Ed ]**

**INCOME & EXPENDITURE ACCOUNT FOR THE YEAR ENDED ON 31ST MARCH, 2024.**

EXPENDITURE	AMOUNTS (RS.)	INCOME	AMOUNTS (RS.)
To Audit Fees	10000.00	<b>By Fees Receipts</b>	
To Advertisement Expenses	500.00	-Tuition Fees (B.Ed) 2022-2024 (2nd Year)	3812000.00
To Depreciation	2440812.55	-Tuition Fees (B.Ed) 2023-2025	6088000.00
To Repair & Maint. (Building)	276645.00	<b>By Interest Income</b>	
To Telephone/Mobile Expenses	1178.00	-Interest From H.P.S.C.B. Mandi	3878.00
To Interest On Vehicle (H.G.B.)	466214.00	-Interest From H.P.S.C.B. Shimla	1127.00
<b>To Vehicle Expenses</b>		-Interest From Saving A/c (H.G.B.)	1280.00
-Repair & Maint. (Vehicle)	81140.00	-Interest From (S.B.I.) S/A No.25354	1143.00
<b>To Rates, Fees &amp; Taxes</b>		-Interest From (S.B.I.) S/A No. 10392	21878.00
-Token Tax (Vehicle)	60595.00	-Interest On FDR	320122.00
<b>To Salary</b>			
-Salary to Staff	4680659.00	<b>By Other Income</b>	
<b>To Other Expenses</b>		-Opening Balance Diff. Bank	87114.00
-Bank Charges	3617.60	-Remuneration From (HPU)	24000.00
<b>-ESIC Fees &amp; Penalty</b>	<b>383429.00</b>	-Remuneration From (CMO)	2500.00
-Misc. Expenses	24950.00	-Misc. Receipts	50501.00
-Newspaper & Periodical Expenses	997.00		
-Postage Expenses	178.00		
-Printing & Stationery Expenses	253130.00		
-Repair & Maint. (Road & Retaining Walls)	277642.00		
-Water & Fire Cylinder Refilling Expenses	1000.00		
	944943.60		
<b>To Excess Of Income Over Expenditure</b>	<b>1450855.85</b>		
<b>TOTAL:-</b>	<b>10413543.00</b>	<b>TOTAL:-</b>	<b>10413543.00</b>

PLACE:- MANDI

DATED:- 25TH SEPTEMBER, 2024.

**AUDITORS REPORT:-**

In terms of our audit report of  
 even date annexed.

FOR:- H.S.THAKUR & ASSOCIATES  
 CHARTERED ACCOUNTANTS

(H.S.THAKUR) FCA  
 PROP.  
 M.NO.087535  
 FRN.008697N



*M. G. Sharma*

**NOBLE COLLEGE OF EDUCATION**

**MANAGED BY:**


**BLUE MOON SCIENTIFIC & TECHNICAL EDUCATION SOCIETY, VILL. SEOG, P.O.  
PANDOH, TEHSIL & DISTT. MANDI (H.P.)**

**[ B.Ed ]**

LIST-A OF SUNDRY CREDITORS AS ON 31ST MARCH, 2024.	
PARTICULARS	AMOUNTS (RS.)
Narayan Art Printers	8038.00
Sharma Trading Co.	194655.00
<b>TOTAL:-</b>	<b>202693.00</b>

LIST-B OF EXPENSES PAYABLE AS ON 31ST MARCH, 2024.	
PARTICULARS	AMOUNTS (RS.)
Audit Fees Payable	11000.00
Bonus Payable	90000.00
Salary Payable (Staff)	330045.00
<b>TOTAL:-</b>	<b>431045.00</b>

LIST-C OF FEES RECEIVABLE AS ON 31ST MARCH, 2024.	
PARTICULARS	AMOUNTS (RS.)
<b>FEES RECEIVABLE [ B.Ed 2022-24 ] 2ND YEAR</b>	
Ailu Ram S/o Sh. Lahouli Ram (2022-24)	5620.00
Gaurav Bharti S/o Sh. Ram Lal (2022-24)	29000.00
Hem Lata D/o Sh. Shyam Singh (2022-24)	14000.00
Mahesh Kumar S/o Sh. Bhup Singh (2022-24)	20000.00
Mamta Devi D/o Sh. Revti Ram (2022-24)	10000.00
<b>TOTAL:- (A)</b>	<b>78620.00</b>
<b>FEES RECEIVABLE [ B.Ed 2023-2025 ]</b>	
Akshya S/o Sh. Jasbir Singh (2023-25)	60880.00
Akshya S/o Sh. Vinod Kumar (2023-25)	10880.00
Amit S/o Sh. Dina Nath (2023-25)	60880.00
Dinesh Rana S/o Sh. Joginder (2023-25)	14880.00
Gungun D/o Sh.,Kamal (2023-25)	35880.00
Komal D/o Sh. Narayan (2023-25)	13880.00
Nagnu S/o Sh. Hukam Chand (2023-25)	60880.00
Rakesh S/o Sh. Fateh Singh (2023-25)	35880.00
Reena D/o Sh. Om Chand (2023-24)	60880.00
Sampat S/o Sh. Sesh Ram (2023-25)	35880.00
Seema S/o Sh. Param Chand (2023-25)	60880.00
Shalini D/o Sh. Ramesh Chand (2023-24)	15880.00
Shilpa D/o Sh. Luder Chand (2023-25)	60880.00
<b>TOTAL:- (B)</b>	<b>528440.00</b>
<b>GRAND TOTAL:- (A+B)</b>	<b>607060.00</b>




*[Handwritten signature]*

LIST-D OF SECURITY DEPOSITS AS ON 31ST MARCH, 2024.	
PARTICULARS	AMOUNTS (RS.)
Electricity (Security)	2430.00
<b>TOTAL:-</b>	<b>2430.00</b>

LIST-E OF OTHER ASSETS (FDR's) AS ON 31ST MARCH, 2024.	
PARTICULARS	AMOUNTS( RS.)
FDR (S.B.I. A/c No.30939240262-577)	756010.00
FDR (S.B.I. A/c No.30939241073)	323669.00
FDR (S.B.I. A/c No.35309758262)	700000.00
FDR (S.B.I. A/c No.35309760418)	500000.00
FDR (S.B.I. to SPU A/c No.41413520175)	500000.00
Interest Accured On FDR	2917801.00
<b>TOTAL:-</b>	<b>5697480.00</b>

LIST-F OF CASH & BANK BALANCES AS ON 31ST MARCH, 2024.	
PARTICULARS	AMOUNTS( RS.)
Cash in Hand	105426.35
<b>TOTAL:- A</b>	<b>105426.35</b>
H.G.B. Saving A/c No.87110103038085	38394.00
H.P. State Co-Op Bank Mandi A/c No.31710124322	27280.00
H.P. State Co-Op Bank Shimla A/c No.46110100319	32849.00
S.B.I. S/A Mandi (BM) A/c No.11056325354	26043.63
S.B.I. S/A Mandi (NCE) A/c No.30462810392	176524.03
S.B.I. S/A (NIMS) A/c No.31516309751	18794.00
<b>TOTAL:- B</b>	<b>319884.66</b>
<b>GRAND TOTAL:- (A+B)</b>	<b>425311.01</b>



**NOBLE COLLEGE OF EDUCATION**


**MANAGED BY:**

BLUE MOON SCIENTIFIC & TECHNICAL EDUCATION SOCIETY, VILL. SEOG, P.O. PANDOH, TEHSIL & DISTT. MANDI (H.P.)

[ B.Ed ]

**SCHEDULE - I OF OTHER FUNDS AS ON 31ST MARCH, 2024.**

<b>PARTICULARS</b>	<b>OPENING BAL.</b>	<b>ADDITION</b>	<b>TOTAL</b>	<b>UTILISED</b>	<b>CLOSING BAL.</b>
Amalgamated Fund	823680.00	0.00	823680.00	0.00	823680.00
Building Fund	1196752.00	0.00	1196752.00	0.00	1196752.00
Cultural Activities Fund	94946.00	0.00	94946.00	0.00	94946.00
Magazine Fund	3376.00	0.00	3376.00	0.00	3376.00
Medical Fund	59916.00	0.00	59916.00	0.00	59916.00
Society Fund	68640.00	0.00	68640.00	0.00	68640.00
Student Aid Fund	301160.00	0.00	301160.00	0.00	301160.00
<b>TOTAL:-</b>	<b>2548470.00</b>	<b>0.00</b>	<b>2548470.00</b>	<b>0.00</b>	<b>2548470.00</b>



**NOBLE COLLEGE OF EDUCATION  
MANAGED BY:**

**BLUE MOON SCIENTIFIC & TECHNICAL EDUCATION SOCIETY, VILL. SEOG, P.O. PANDOH, TEHSIL & DISTT. MANDI (H.P.)  
[B.Ed]**

**SCHEDULE - II OF FIXED ASSETS AS ON 31ST MARCH, 2024.**

PARTICULARS	RATE %	OPENING BALANCES	ADDITION >180 Days	ADDITION <180 Days	SALE	TOTAL	Amount Qualify for full Dep	Amount Qualify for half Dep	Depreciation on full Qualify amount	Depreciation on half Qualify amount	Total Depreciation	Closing Balance
Building Account	10%	8122336.69	442980.00	0.00	0.00	8565316.69	8565316.69	0.00	856531.67	0.00	856531.67	7708785.02
<b>TOTAL:- A</b>		<b>8122336.69</b>	<b>442980.00</b>	<b>0.00</b>	<b>0.00</b>	<b>8565316.69</b>	<b>8565316.69</b>	<b>0.00</b>	<b>856531.67</b>	<b>0.00</b>	<b>856531.67</b>	<b>7708785.02</b>
Furniture & Fixture	10%	489073.21	0.00	0.00	0.00	489073.21	489073.21	0.00	48907.32	0.00	48907.32	440165.89
<b>TOTAL:- B</b>		<b>489073.21</b>	<b>0.00</b>	<b>0.00</b>	<b>0.00</b>	<b>489073.21</b>	<b>489073.21</b>	<b>0.00</b>	<b>48907.32</b>	<b>0.00</b>	<b>48907.32</b>	<b>440165.89</b>
Computer	40%	30.32	0.00	0.00	0.00	30.32	30.32	0.00	12.13	0.00	12.13	18.19
Printer	40%	668.86	0.00	0.00	0.00	668.86	668.86	0.00	267.54	0.00	267.54	401.32
<b>TOTAL:- C</b>		<b>699.18</b>	<b>0.00</b>	<b>0.00</b>	<b>0.00</b>	<b>699.18</b>	<b>699.18</b>	<b>0.00</b>	<b>279.67</b>	<b>0.00</b>	<b>279.67</b>	<b>419.51</b>
Borewell	15%	24786.76	0.00	0.00	0.00	24786.76	24786.76	0.00	3718.01	0.00	3718.01	21068.75
Concrete Mixture	15%	4270.26	0.00	0.00	0.00	4270.26	4270.26	0.00	640.54	0.00	640.54	3629.72
LED Projector	15%	12068.78	0.00	0.00	0.00	12068.78	12068.78	0.00	1810.32	0.00	1810.32	10258.46
Laboratory Equipment	15%	12469.66	0.00	0.00	0.00	12469.66	12469.66	0.00	1870.45	0.00	1870.45	10599.21
Library Books	15%	25192.48	0.00	20600.00	0.00	45792.48	25192.48	20600.00	3778.87	1545.00	5323.87	40468.61
Music System	15%	7492.36	0.00	0.00	0.00	7492.36	7492.36	0.00	1123.85	0.00	1123.85	6368.51
Television	15%	476.54	0.00	0.00	0.00	476.54	476.54	0.00	71.48	0.00	71.48	405.06
VCR	15%	233.89	0.00	0.00	0.00	233.89	233.89	0.00	35.08	0.00	35.08	198.81
Fortuner (HP33C-4444)	15%	470087.15	0.00	0.00	0.00	470087.15	470087.15	0.00	70513.07	0.00	70513.07	399574.08
Fortuner (HP33E-4040)	15%	470087.15	0.00	0.00	0.00	470087.15	470087.15	0.00	70513.07	0.00	70513.07	399574.08
Digital Projector	15%	14011.23	0.00	0.00	0.00	14011.23	14011.23	0.00	2101.68	0.00	2101.68	11909.55
Food Warmer	15%	8556.79	0.00	0.00	0.00	8556.79	8556.79	0.00	1283.52	0.00	1283.52	7273.27
Toys & Games	15%	81977.66	0.00	0.00	0.00	81977.66	81977.66	0.00	12296.65	0.00	12296.65	69681.01
R.O Plant	15%	28210.79	0.00	0.00	0.00	28210.79	28210.79	0.00	4231.62	0.00	4231.62	23979.17
Fire Equipments	15%	17612.81	0.00	0.00	0.00	17612.81	17612.81	0.00	2641.92	0.00	2641.92	14970.89
Tata Spacio	15%	92346.17	0.00	0.00	0.00	92346.17	92346.17	0.00	13851.93	0.00	13851.93	78494.24
Fortuner (HP33AB-4444) -1	15%	4122000.00	0.00	0.00	0.00	4122000.00	4122000.00	0.00	618300.00	0.00	618300.00	3503700.00
Fortuner (HP33AA-4044) -2	15%	4122000.00	0.00	0.00	0.00	4122000.00	4122000.00	0.00	618300.00	0.00	618300.00	3503700.00
Welding Machine	15%	0.00	11616.00	0.00	0.00	11616.00	11616.00	0.00	1742.40	0.00	1742.40	9873.60
<b>TOTAL:- D</b>		<b>9513880.48</b>	<b>11616.00</b>	<b>20600.00</b>	<b>0.00</b>	<b>9546096.48</b>	<b>9525496.48</b>	<b>20600.00</b>	<b>1428824.47</b>	<b>1545.00</b>	<b>1430369.47</b>	<b>8115727.01</b>
Bus Account	30%	117649.00	0.00	0.00	0.00	117649.00	117649.00	0.00	35294.70	0.00	35294.70	82354.30
Bus Account (5280)	30%	138573.72	0.00	0.00	0.00	138573.72	138573.72	0.00	41572.12	0.00	41572.12	97001.60
Bus Account	30%	92858.67	0.00	0.00	0.00	92858.67	92858.67	0.00	27857.60	0.00	27857.60	65001.07
<b>TOTAL:- E</b>		<b>349081.39</b>	<b>0.00</b>	<b>0.00</b>	<b>0.00</b>	<b>349081.39</b>	<b>349081.39</b>	<b>0.00</b>	<b>104724.42</b>	<b>0.00</b>	<b>104724.42</b>	<b>244356.97</b>
<b>GRAND TOTAL:- (A+B+C+D+E)</b>		<b>18475070.95</b>	<b>454596.00</b>	<b>20600.00</b>	<b>0.00</b>	<b>18920666.95</b>	<b>18929666.95</b>	<b>20600.00</b>	<b>2439267.55</b>	<b>1545.00</b>	<b>2440812.55</b>	<b>16509454.40</b>